



**HAMBURG PORT AUTHORITY**

**Port Railway**

Multimodal Freight Conference  
Le Havre, 22.06.2022

# Agenda



---

**01** The Hamburg Port Railway – a division of the Hamburg Port Authority

---

**02** Facts and figures

---

**03** Tool Box (Examples)

---

# 01

---

The Hamburg Port Railway –  
a division of the Hamburg Port  
Authority

## The Hamburg Port Authority (HPA)

- Institution under public law → consequently **neutral**.
- **Landlord** and carrying out of infrastructure works (streets, tracks, harbour basins, quay walls, bridges, etc.).
- Workforce: approx. 1,800 employees
- Hamburg **Port Railway** (a division of the HPA) has a **high vertical integration**:
  - ownership,
  - management,
  - operation,
  - maintenance,
  - additional services (physical and digital)



© HPA, Andreas Schmidt-Wiethoff

# 02

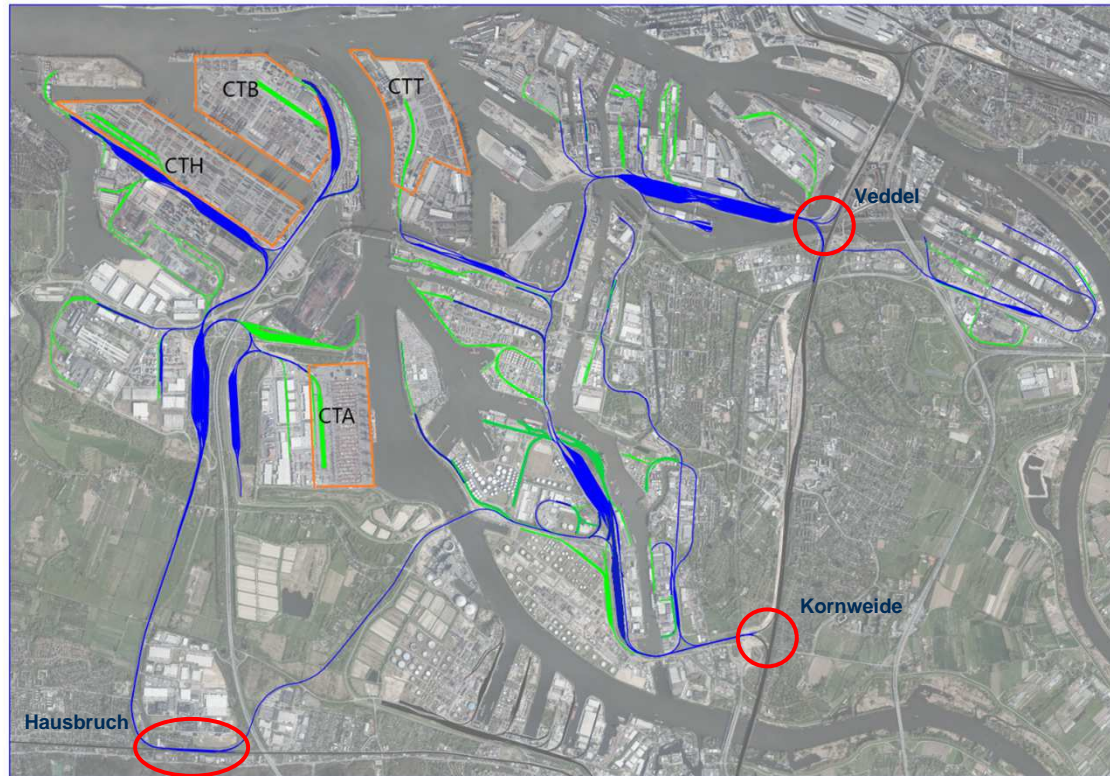
---

## Facts and figures


## Facts and figures


tracks	<b>≈ 290 km (≈ 160 km with overhead line )</b>
switches	<b>≈ 760</b>
engineering work (bridges etc.)	<b>62</b>
private sidings	<b>77</b> with additional 130km of track and 540 switches
trains per day	<b>≈ 210</b> including approx. 135 container trains
waggon per day	<b>≈ 5.600</b>
railway undertakings	<b>163</b>
transport volume 2021	<b>48,5 Mio. t</b> <b>2,79 Mio. TEUs</b>
modal share of hinterland <b>container</b> transport	<b>51 %</b>
share of national rail freight transport	<b>13 %</b> of German rail freight transport originates or ends at Port of Hamburg
share of national rail <b>container</b> transport	<b>32 %</b> of all containers transported by rail in Germany originate or end at Port of Hamburg


# Public and private rail infrastructure within the Port of Hamburg



## Rail Infrastructure

 290 km of tracks, including 6 yards of the Hamburg Port Railway (publicly owned)

 77 private sidings / tracks on terminal areas (private enterprises)

 connection points to DB Netz

## Selection of terminals (private enterprises)

 Container Terminals

# 03

---

## Tool Box (Examples):

- Construction
- Digitization
- Track access charges



### 3.1 Construction



32 parking lots for locomotives

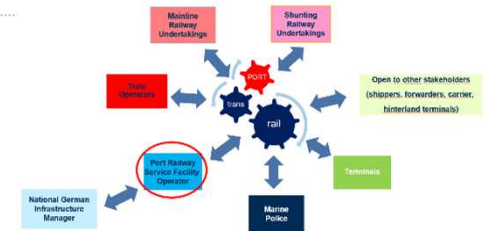


Diesel and sand filling stations



Locomotive workshop

### 3.2 Digitization „transPORT rail“



Code	Zeit	Tor	Richtung	Status	Details
15.12.17 08:07:44	15.12.17 08:07:44	HPA South Gate East	Ausfahrt		Zeit: 15.12.17 08:12:17
15.12.17 08:20:46	15.12.17 08:20:46	HPA South Gate West	Ausfahrt		Tor: HPA South Gate East
15.12.17 08:41:10	15.12.17 08:41:10	HPA South Gate East	Ausfahrt		Strom: No
15.12.17 08:41:50	15.12.17 08:41:50	HPA South Gate East	Ausfahrt		Richtung: Einfahrt
15.12.17 08:34:17	15.12.17 08:34:17	HPA South Gate West	Ausfahrt		Achsen: 28
15.12.17 08:12:17	15.12.17 08:12:17	HPA South Gate East	Einfahrt		Länge: 120,16m
15.12.17 07:40:54	15.12.17 07:40:54	HPA South Gate West	Ausfahrt		Geschwindigkeit: 33,3km/h
15.12.17 07:36:06	15.12.17 07:36:06	HPA South Gate East	Einfahrt		

Wagon	Code	Qual.	Achsen	Status
10	62807208015		4	
1	31563937333		4	
2	31563937310		4	
2	31563937310	99%	4	
3	31563937466	99%	4	
4	31563937166	99%	4	
4	31563937212	99%	4	
5	31563937312	99%	4	
5	31563937013		4	
5	31563937013	99%	4	
6	31563937014		4	
6	31563937014	99%	4	



### 3.3 Track access charges 2022



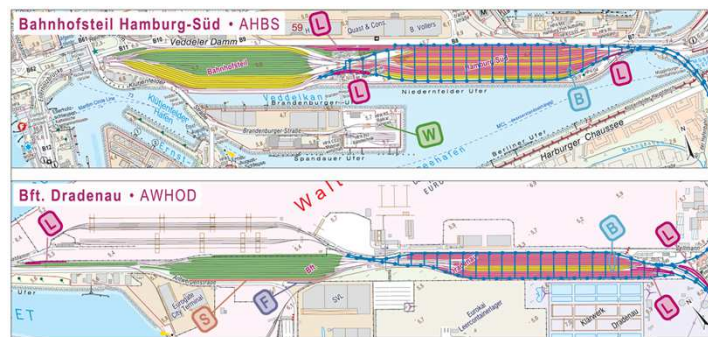
Situation 2007



Situation 2017

Grundentgelt	Nutzungsabhängige Entgelte	Zeitabhängige Entgelte (für Funktionsgleisgruppen, Entgelt je Wagen)
<b>Zugfahrt/-ausfahrt:</b> • 151,89 €/Zugfahrt  <b>Lokleerfahrt:</b> • 36,42 €  Reduzierung: • 40,10 € Grundentgelt kurz (1 h)	<b>Ladestellenbezirksfahrt</b> 20,80 €/Fahrt Reduzierung: 10,40 € bei Lok mit Rußfilter 8,32 € mit SCR Katalysator 7,28 € mit Hybridlok 6,24 € mit reiner E-Lok  <b>Zuschlag Schwerlastzüge</b> 54,04 €/Zugverband  <b>Besondere Anlagen</b> • Ablaufberg: 1,52 €/Wagen • Ladestellen ANTW und LAMQ: 10,00 €/Std./Wagen; ROSS: 250,00 /Tag  <b>Durchläufer</b> 7,32 €/Wagen 0,00 €/Wagen bei Ein/Ausfahrten und Aufenthalt in HBS	<b>Kategorie I</b> >4 Stunden: 2,81 €/h  <b>Kategorie II</b> >10 Stunden: 0,70 €/h, >15 Stunden: 1,07 €/h  <b>Kategorie III</b> >24 Stunden: 0,28 €/h, >35 Stunden: 0,44 €/h, >120 Stunden: 0,59 €/h  <b>Kategorie S (Schadwagen)</b> >24 Stunden: 2,82 €/h  <b>Kategorie L (Lokaufenthalt)</b> >7 Stunden: 5,31 €/h  <b>Kategorie LA (Lokabstellung)</b> >7 Stunden: 5,51 €/h Jahresmiete: 14.108,50 € p.a.

Track Access Charges 2022



Track categories

Thank you for your attention!



© HPA, Andreas Schmidt-Wiethoff

**Hamburg Port Authority AöR**

Daniel Mansholt

Neuer Wandrahm 4

20457 Hamburg

Tel.: +49 40 42847-1821

Daniel.Mansholt@hpa.hamburg.de